

# STRUDDYS SHORT SIZE CHART

## Sport Short

MENS											
WAIST (INCH)	20	22	24	26	28	30	32	34	36	38	40
Conversions	K6	K8	K10	K12	K14	XS	S	M	L	XL	2XL
WAIST (CM)	49-54	54-59	59-64	64-69	69-74	74-79	79-84	84-89	89-94	94-99	99-104
LENGTH (CM)	29-31	31-33	33-35	35-37	37-39	39-40	40-41	41-42	42-43	43-45	45-47
MENS											
WAIST (INCH)	42	44	46	48	50						
Conversions	3XL	4XL	5XL	6XL	7XL						
WAIST (CM)	104-109	109-115	115-120	120-125	125-130						
LENGTH (CM)	47-49	49-51	51-53	53-55	55-57						
LADIES											
	L6	L8	L10	L12	L14	L16	L18	L20	L22	L24	L26
WAIST (INCH)	25-27	27-29	29-31	31-33	33-35	35-37	37-39	39-41	41-43	43-45	45-47
WAIST (CM)	64-69	69-74	74-79	79-84	84-89	89-94	94-99	99-104	104-109	109-115	115-120
LENGTH (CM)	36-37	37-38	38-39	39-40	40-41	41-42	42-43	43-44	44-45	45-46	46-47

## HOW TO MEASURE BOTTOMS

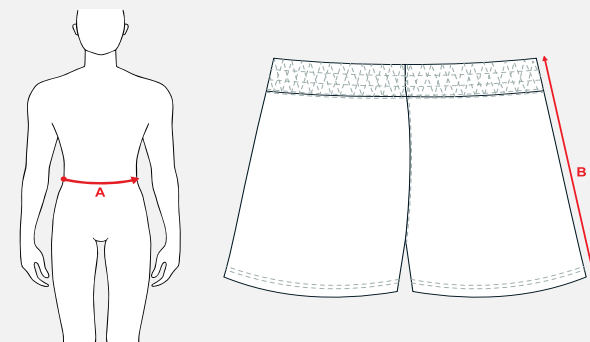
All **waist** measurements are in **INCHES**.

All **length** measurements are in **cm**.

To find the measurements right for you, place a garment that fits you well on a flat surface and measure as marked on the diagram below.

Waist (**A**) measurement is to be taken from **your body** using your belly button as a guide.

Length (**B**) measurement is taken from top of waistband to bottom hem



# STRUDDYS SHORT SIZE CHART

## Performance Shorts & Apex Performance Shorts

MENS											
WAIST (INCH)	20	22	24	26	28	30	32	34	36	38	40
Conversions	K6	K8	K10	K12	K14	XS	S	M	L	XL	2XL
WAIST (CM)	49-54	54-59	59-64	64-69	69-74	74-79	79-84	84-89	89-94	94-99	99-104
LENGTH	26-27	27-28	28-29	29-30	30-31	31-32	32-33	33-34	34-35	35-36	36-37
MENS											
WAIST (INCH)	42	44	46	48	50						
Conversions	3XL	4XL	5XL	6XL	7XL						
WAIST (CM)	104-109	109-115	115-120	120-125	125-130						
LENGTH	37-38	38-39	39-40	40-41	41-42						
LADIES											
	L6	L8	L10	L12	L14	L16	L18	L20	L22	L24	L26
WAIST (INCH)	25-27	27-29	29-31	31-33	33-35	35-37	37-39	39-41	41-43	43-45	45-47
WAIST (CM)	64-69	69-74	74-79	79-84	84-89	89-94	94-99	99-104	104-109	109-115	115-120
LENGTH (CM)	28-29	30-31	30-31	31-33	33-35	33-35	37-39	39-41	41-43	43-44	45-47

## HOW TO MEASURE BOTTOMS

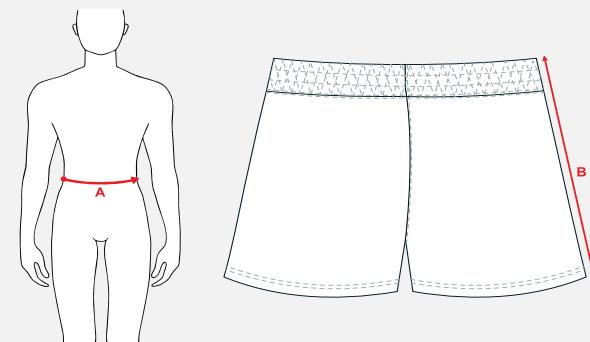
All **waist** measurements are in **INCHES**.

All **length** measurements are in **cm**.

To find the measurements right for you, place a garment that fits you well on a flat surface and measure as marked on the diagram below.

Waist (**A**) measurement is to be taken from **your body** using your belly button as a guide.

Length (**B**) measurement is taken from top of waistband to bottom hem



# STRUDDYS SHORT SIZE CHART

## Apex Short & Apex Pro Short

MENS											
WAIST (INCH)	20	22	24	26	28	30	32	34	36	38	40
Conversions	K6	K8	K10	K12	K14	XS	S	M	L	XL	2XL
WAIST (CM)	49-54	54-59	59-64	64-69	69-74	74-79	79-84	84-89	89-94	94-99	99-104
LENGTH (CM)	29-31	31-33	33-35	35-37	37-39	39-40	40-41	41-42	42-43	43-45	45-47
MENS											
WAIST (INCH)	42	44	46	48	50						
Conversions	3XL	4XL	5XL	6XL	7XL						
WAIST (CM)	104-109	109-115	115-120	120-125	125-130						
LENGTH (CM)	47-49	49-51	51-53	53-55	55-57						
LADIES											
	L6	L8	L10	L12	L14	L16	L18	L20	L22	L24	L26
WAIST (INCH)	25-27	27-29	29-31	31-33	33-35	35-37	37-39	39-41	41-43	43-45	45-47
WAIST (CM)	64-69	69-74	74-79	79-84	84-89	89-94	94-99	99-104	104-109	109-115	115-120
LENGTH (CM)	32-33	33-34	34-35	35-36	36-37	37-38	38-39	39-40	40-41	41-42	42-43

## HOW TO MEASURE BOTTOMS

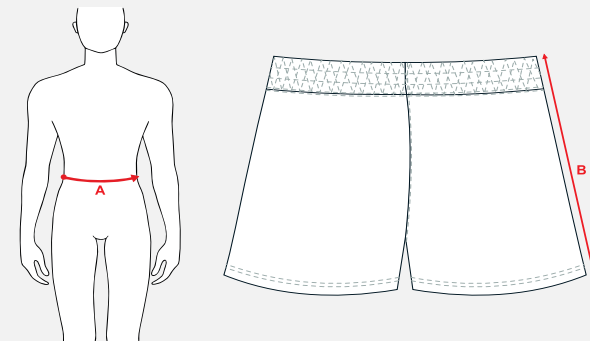
All **waist** measurements are in **INCHES**.

All **length** measurements are in **cm**.

To find the measurements right for you, place a garment that fits you well on a flat surface and measure as marked on the diagram below.

Waist (**A**) measurement is to be taken from **your body** using your belly button as a guide.

Length (**B**) measurement is taken from top of waistband to bottom hem



# STRUDDYS SHORT SIZE CHART

## Multipurpose Short

MENS											
WAIST (INCH)	20	22	24	26	28	30	32	34	36	38	40
Conversions	K6	K8	K10	K12	K14	XS	S	M	L	XL	2XL
WAIST (CM)	49-54	54-59	59-64	64-69	69-74	74-79	79-84	84-89	89-94	94-99	99-104
LENGTH (CM)	29-30	31-32	33-34	35-36	37-38	42-43	42-43	43-44	43-44	44-45	45-46
MENS											
WAIST (INCH)	42	44	46	48	50						
Conversions	3XL	4XL	5XL	6XL	7XL						
WAIST (CM)	104-109	109-115	115-120	120-125	125-130						
LENGTH (CM)	45-46	47-48	48-49	49-50	50-51						

## HOW TO MEASURE BOTTOMS

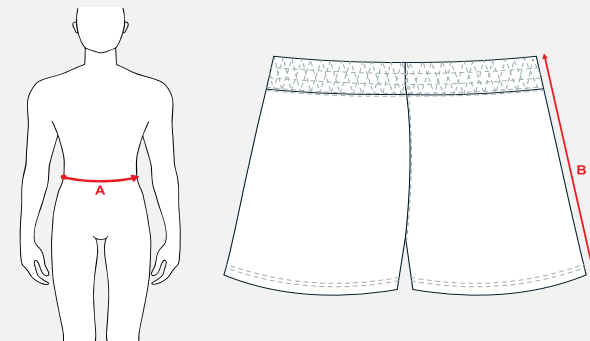
All **waist** measurements are in **INCHES**.

All **length** measurements are in **cm**.

To find the measurements right for you, place a garment that fits you well on a flat surface and measure as marked on the diagram below.

Waist (**A**) measurement is to be taken from **your body** using your belly button as a guide.

Length (**B**) measurement is taken from top of waistband to bottom hem



# STRUDDYS SHORT SIZE CHART

## Soccer & Volleyball Short

MENS											
WAIST (INCH)	20	22	24	26	28	30	32	34	36	38	40
Conversions	K6	K8	K10	K12	K14	XS	S	M	L	XL	2XL
WAIST (CM)	49-54	54-59	59-64	64-69	69-74	74-79	79-84	84-89	89-94	94-99	99-104
LENGTH (CM)	36-37	38-39	38-39	40-41	41-42	42-43	42-43	43-44	43-44	44-45	45-46
MENS											
WAIST (INCH)	42	44	46	48	50						
Conversions	3XL	4XL	5XL	6XL	7XL						
WAIST (CM)	104-109	109-115	115-120	120-125	125-130						
LENGTH (CM)	45-46	47-48	48-49	49-50	50-51						
LADIES											
Conversions	L6	L8	L10	L12	L14	L16	L18	L20			
WAIST (CM)	64-69	69-74	74-79	79-84	84-89	89-94	94-99	99-104			
LENGTH (CM)	30-32	32-34	34-36	36-38	38-40	40-42	42-44	44-46			

## HOW TO MEASURE BOTTOMS

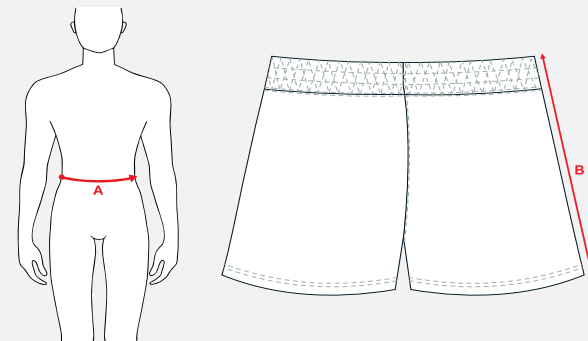
All **waist** measurements are in **INCHES**.

All **length** measurements are in **cm**.

To find the measurements right for you, place a garment that fits you well on a flat surface and measure as marked on the diagram below.

Waist (**A**) measurement is to be taken from **your body** using your belly button as a guide.

Length (**B**) measurement is taken from top of waistband to bottom hem



# STRUDDYS SHORT SIZE CHART

## STRUDDYS SIZING CONVERSIONS

### MENS

SIZES	KIDS	MENS
20	K6	
22	K8	
24	K10	
26	K12	
28	K14	
30		XS
32		S
34		M
36		L
38		XL
40		2XL
42		3XL
44		4XL
46		5XL
48		6XL
50		7XL

### LADIES

SIZES	LADIES	LADIES
24	3XS	L4
26	2XS	L6
28	XS	L8
30	S	L10
32	M	L12
34	L	L14
36	XL	L16
38	2XL	L18
40	3XL	L20
42	4XL	L22
44	5XL	L24
46	6XL	L26
48	7XL	L28
50	8XL	L30

## HOW TO MEASURE BOTTOMS

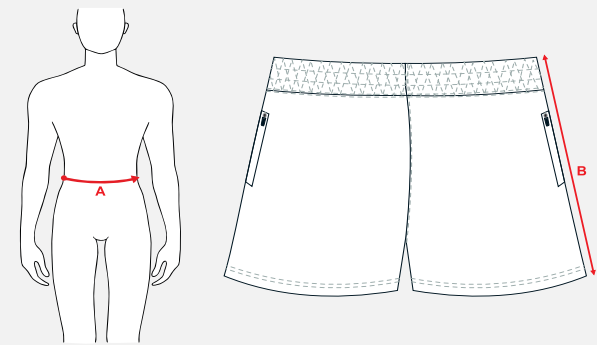
All **waist** measurements are in **INCHES**.

All **length** measurements are in **cm**.

To find the measurements right for you, place a garment that fits you well on a flat surface and measure as marked on the diagram below.

Waist (**A**) measurement is to be taken from **your body** using your belly button as a guide.

Length (**B**) measurement is taken from top of waistband to bottom hem



# STRUDDYS TOUCH SHORT SIZE CHART

## Touch Shorts & Endurance Touch Shorts & Apex Touch Short

MENS											
WAIST (INCH)	<b>20</b>	<b>22</b>	<b>24</b>	<b>26</b>	<b>28</b>	<b>30</b>	<b>32</b>	<b>34</b>	<b>36</b>	<b>38</b>	<b>40</b>
<b>Conversions</b>	<b>K6</b>	<b>K8</b>	<b>K10</b>	<b>K12</b>	<b>K14</b>	<b>XS</b>	<b>S</b>	<b>M</b>	<b>L</b>	<b>XL</b>	<b>2XL</b>
WAIST (CM)	49-54	54-59	59-64	64-69	69-74	74-79	79-84	84-89	89-94	94-99	99-104
LENGTH (CM)	24-26	26-28	28-30	30-32	32-34	34-36	36-38	38-40	40-42	42-44	44-46
MENS											
WAIST (INCH)	<b>42</b>	<b>44</b>	<b>46</b>	<b>48</b>							
<b>Conversions</b>	<b>3XL</b>	<b>4XL</b>	<b>5XL</b>	<b>6XL</b>							
WAIST (CM)	104-109	109-115	115-120	120-125							
LENGTH (CM)	46-48	48-50	50-52	52-54							
LADIES											
	<b>L26</b>	<b>L28</b>	<b>L30</b>	<b>L32</b>	<b>L34</b>	<b>L36</b>	<b>L38</b>	<b>L40</b>	<b>L42</b>		
<b>Conversions</b>	<b>L6</b>	<b>L8</b>	<b>L10</b>	<b>L12</b>	<b>L14</b>	<b>L16</b>	<b>L18</b>	<b>L20</b>	<b>L22</b>		
WAIST (INCH)	25-27	27-29	29-31	31-33	33-35	35-37	37-39	39-41	41-43		
WAIST (CM)	64-69	69-74	74-79	79-84	84-89	89-94	94-99	99-104	104-109		
LENGTH (CM)	28-29	30-31	30-31	31-33	33-35	35-37	37-39	39-41	41-43		

## HOW TO MEASURE BOTTOMS

All **waist** measurements are in **INCHES**.

All **length** measurements are in **cm**.

To find the measurements right for you, place a garment that fits you well on a flat surface and measure as marked on the diagram below.

Waist (**A**) measurement is to be taken from **your body** using your belly button as a guide.

Length (**B**) measurement is taken from top of waistband to bottom hem

